

TRAFFIC MANAGEMENT PLAN (TMP)

Biogen UK Limited (Basingstoke)

Farleigh Anaerobic Digestion (AD) Site

TMP 2019 V 21.8

(This document supersedes the Traffic Management Plan document referenced 1518/PS02
rev 06 dated June 1st 2016)

28th February 2019

REVISION AND REVIEW RECORD

Version	Revision	By	Checked	Date
21.1	2017 TMP released in Draft Format	bh	JJ	07.07.17
21.2	2017 TMP Tamar edit and reissue	rb		22.08.17
21.3	2017 TMP Tamar edit and reissue following meeting between JJ, BH, MF, RB on 23 rd August 2017	rb & mf		04.09.17
21.4	2017 TMP Tamar further review	rb & mf		22.09.17
21.5	2017 TMP Tamar edit and reissue following meeting between JJ, BH, MF, RB on 4 th October 2017	rb & mf		06.10.17
21.6	2017 TMP Tamar edit and reissue following review and further discussion with Bill Holt	rb & mf		06.10.17
21.7	2017 TMP Tamar edit to update planning permission document reference	mf		19.10.17
21.8	2019 Biogen edit to update plant curfew timings	JN		28/02/19

Document subject to annual review or at an alternative interval if circumstances require.

Contents

Section	Title	Page Number
1	Scope of this Document	4
2	AD Site Contact Details	4
3	Biogen Renewable Power (Basingstoke) Limited	4
4	Condition 4 of the planning permission	4
5	Definitions	5
6	Limitations of SatNav Navigaton and online routing in local road network	5
7	The Carousel Dairy, Redundant Dairy Access Road and Narrow Local Roads	6
8	Designated Access and Egress Route	6
9	A30 Kempshott Roundabout	7
10	Satellite Navigation Co-ordinates for Kempshott Roundabout	7
11	Designated Access Route	8
12	Designated Egress Route	9
13	Pedestrian Safety, School Crossing Patrol Points and School Coach Pick-up and Set-down Locations	9
14	AD Site Open Times	11
15	Woodbury Road Route Open Times	11
16	Release of HGVs from the AD Site	12
17	Recording of HGV Arrival and Departure Times	12
18	HGV Off-Site Parking	12
19	HGV Haulage Company Responsibilities	13
20	HGV Driver Responsibilities	13
21	Biogen Responsibilities	13
22	TMP Disciplinary Procedure	14
23	Appendix	17

1. Scope of this Document

This document is intended for haulage companies and heavy goods vehicle (HGV) drivers who work with Biogen UK Limited (Basingstoke).

All companies which supply the Farleigh AD Site using HGV's must abide by the guidance provided in this document.

It includes:

- Reference to Hampshire County Council Planning Conditions for routing and time restrictions for HGV's entering and leaving Farleigh AD Site; and
- Procedures and instructions to drivers of HGVs and their employers.

It excludes:

- Timing and routing instructions for vehicles which are 3.5 tonnes and under un-laden weight as these vehicles are not deemed to be HGVs.

2. AD Site Contact Details

Biogen UK Limited (Basingstoke)
Farleigh
Basingstoke
Hampshire
RG23 7LW

Site telephone number: 01256 477 516

Email address: basingstokeweighbridge@biogen.co.uk

Site Manager: Jonathan Niker. Telephone number: 07876 899 796

3. Tamar Renewable Power (Basingstoke) Limited

Tamar Renewable Power (Basingstoke) Limited (Tamar) is a subsidiary of Tamar Energy Ltd.

Biogen's Farleigh AD Site was commissioned in 2013 and is permitted to process up to 40,000 tonnes of domestic and commercial food waste per year into renewable energy. The plant has the capacity to produce up to 1.5MW of electricity which is exported to the local power network and also produces a biofertiliser, known as digestate, for beneficial use on agricultural land.

4. Condition 4 of the planning permission

Condition 4 of planning permission 18/03001/CMA provides that the restriction whereby no HGV's shall make use of Woodbury Road between the hours of 0715 and 0900 and 1500 and 1545 hours Mondays to Fridays during school term time. To avoid any ambiguity over school term times, Biogen has agreed that these timing restrictions should apply all year round and this TMP has been produced accordingly.

5. Definitions

AD	Anaerobic Digestion
HCC	Hampshire County Council
HGV	Heavy Goods Vehicle, with a weight over 3.5 tonnes un-laden. HGVs exclude agricultural vehicles such as a tractor and trailer
Biogen	Biogen UK Limited (Basingstoke)
TMP	Traffic Management Plan
WPA	Waste Planning Authority

The Site: Biogen's Farleigh AD Site, located south-west of Basingstoke; refer to Appendix section 1.

Designated Access Route: This is the route HGVs must follow from the A30 Kempshott roundabout to the AD Site; see Appendix section 3.

Designated Egress Route: This is the route HGVs must follow from the AD Site to the A30 Kempshott roundabout; see Appendix section 3.

Route Open Times: relate to when HGVs can use Woodbury Road to access and egress the AD Site.

Route Timing Restrictions; HCC has placed timing restrictions on HGVs use of the Designated Access and Egress Routes to/from the AD Site. These are detailed within this TMP. HGVs servicing the AD Site shall not enter or be on any part of Woodbury Road during the route closed periods.

Route Transit Time-Buffer: This is a ten-minute period to allow HGVs accessing the AD Site to travel the designated Woodbury Road route from the A30 Kempshott Roundabout and reach the AD Site gates before the AD Site is closed to arriving HGVs for the morning and afternoon Site closed periods.

Site Open Times: Times when the AD Site is open for delivery and collection by HGV's. *"Site Open Times" should not be confused with Route Open Times.*

TMP Disciplinary Procedure: this is a disciplinary procedure for HGV drivers and their employers who breach;

- i) The Route Timing Restrictions; and/or
- ii) The Designated Access/Egress Routes.

6. Limitations of SatNav Navigaton and online routing in local road network

Drivers using SatNavs or Internet mapping should set their devices to guide them to the Woodbury Road exit of the A30 Kempshott Roundabout and then follow the highway signage along Woodbury Road and Garlic Lane to the AD Site. Kempshott Roundabout GPS coordinates are specified in this document.

HGV drivers should not try to navigate to the AD Site using the post code given in the Site address i.e. RG23 7LW. Use of this post code can result in journey's ending on the southbound hard shoulder of the M3 Motorway between junctions 6 and 7 or at a farm gate in Farleigh Lane.

7. The Carousel Dairy, Redundant Dairy Access Road and Narrow Local Roads

Prior to the Farleigh AD Site being built, the Site was occupied by the Carousel Dairy. The dairy was serviced by an access road that was connected to Farleigh Lane (see Appendix section 1). Although this one-time service road can be used in exceptional circumstances by the Emergency Services to gain entry to the AD Site, it no longer provides general access to the Site. Unfortunately, however, the Farleigh Lane access road is still shown on some maps - both paper and digital.

The Farleigh Lane access road is now only used by agricultural vehicles working on the Portsmouth Estate. A locked gate prevents any access to the farm land and AD Site from Farleigh Lane.

HGV drivers visiting the Biogen AD Site and who arrive at the Farleigh Lane gate will have no other option but to turnaround and drive to the AD Site haul road that runs off Kennel Farm Lane.

Drivers should be aware that both Farleigh Lane and the roads through Dummer village are “Unsuitable for HGVs” due to their width.

HGV drivers who attempt to reach the Farleigh AD Site via Farleigh Lane or the B3046 will be in breach of the Designated Access/Egress Route and will be subject to the TMP Disciplinary Procedure.

8. Designated Access and Egress Route

The AD Site is situated at Farleigh south west of Basingstoke and separated from the A30 by the densely populated Beggarwood and Hatch Warren Estates. The Designated Access/Egress Route, with its timing restrictions, is mandatory for all HGVs. Use of any other route to/from the Site is prohibited by the Site’s planning permission. The Designated Access and Egress Route is shown in Appendix section 3 and the highway signage supporting it in Appendix sections 4, 5 and 6.

This route passes a Primary School, a public sports field and a Community Centre. At several sections of the chosen route, the pedestrian footpaths run along the side of the road without any separation between pedestrians and road vehicles.

Speed limits on the Designated Route can be found in Appendix section 2.

Drivers of HGVs should take particular care whilst driving this route and observe the 30MPH speed limit.

For clarity, condition 7 of planning permission reference **18/03001/CMA** does allow a maximum of 4 movements of HGV’s carrying digestate away from the Site to turn right onto Garlic Lane on any working day. This only relates to digestate movements by HGV’s and excludes agricultural vehicles such as a tractor and trailer. Any HGV with digestate turning right is only allowed with the prior written approval of Biogen.

9. A30 Kempshott Roundabout

All HGV drivers visiting the Farleigh AD Site must use the A30 Kempshott roundabout to access Woodbury Road.



Kempshott roundabout is located approximately 2 miles from Junction 7 of the M3. This roundabout is well marked with named signage for HGV drivers approaching on the A30 from either the southwest (M3, A303, A30) or north easterly directions (Basingstoke, Reading, Newbury, Oxford).

10. Satellite Navigation Co-ordinates for Kempshott Roundabout

HGV drivers using SatNavs or Internet mapping should set their devices to guide them to the A30 Kempshott Roundabout using the following mapping coordinates.

Decimal Degrees (WGS84)

Latitude	Longitude
51.24116	-1.13231

Degree and Minutes (GPS)

Latitude	Longitude
N 51° 14.469'	W 1° 07.939'

Degrees, Minutes and Seconds

Latitude	Longitude
N 51° 14' 28.16"	W 1° 07' 58.31"

On arrival at the Kempshott Roundabout, HGV drivers should follow the highway signage for the AD Site that will direct them into Woodbury Road and guide them along Woodbury Road towards the AD Site. This signage is shown in Appendix section 5.

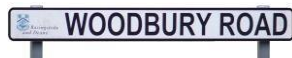


HGV drivers should consider whether their SatNav estimated arrival time will fall within a Route Open Time and, if not, should consider a suitable place to park (refer to Off-Site Parking section in this document) and wait so allowing them to arrive during the Route Open Time .

11. Designated Access Route

The Designated Access Route is to be followed by ALL HGV drivers accessing the AD Site. The route can be seen in Appendix section 3.

HGV drivers visiting the AD Site should approach the AD Site via the A30 Winchester Road and turn into Woodbury Road at the Kempshott roundabout.



This is the point where the **Route Timing Restrictions** begin. Details of restricted times can be found in section 14 of this document. A number of HGV directional signs along the route will guide HGV drivers to the Site (see Appendix section 5).

HGV drivers should follow Woodbury Road for approximately 1 mile until they reach the Garlic Lane mini-roundabout.



At this mini-roundabout junction HGV drivers should turn **LEFT** off Woodbury Road and into Garlic Lane, climb the incline and cross the road bridge over the M3.

Drivers should turn into Kennel Farm Lane which is the first **RIGHT** on Garlic Lane after the motorway bridge.

Note:

- On entering Woodbury Road HGV drivers must proceed immediately to the AD Site weighbridge. HGV Drivers should not park or wait on any part of Woodbury Road, Garlic Lane, Kennel Farm Lane or the Site Haul Road. The passing places on the Haul Road are to allow vehicles to pass and are not to be used for parking or waiting.

12. Designated Egress Route

This route is to be followed by ALL HGVs leaving the Site.

HGV drivers should observe the 10MPH speed restriction on both the Site haul road and Kennel Farm Lane.

HGVs leaving the Farleigh AD Site must halt before turning right at the junction of the Site haul road and Kennel Farm Lane. Care should be exercised at this junction and HGVs should stop and take observation for vehicles entering and leaving the Kennel Farm settlement.

At the junction of Kennel Farm Lane and Garlic Lane, HGVs should follow the instruction given on the "All Routes" sign and turn LEFT onto Garlic Lane.



After crossing the M3 bridge, HGVs approach the mini-roundabout junction of Garlic Lane and Woodbury Road. Here they must turn RIGHT and follow Woodbury Road without deviation for approximately 1 mile when they will arrive at the A30 Kempshott roundabout.

At the Kempshott roundabout HGV drivers will continue their onward journey.

Drivers should be aware that their departure from the AD Site will be controlled by the weighbridge operator. This is to ensure that they do not enter or be on any part of Woodbury Road during Route Timing Restrictions. Details of restricted times can be found in section 14 of this document.

A map showing the Designated Egress Route can be found in Appendix section 3. The route is supported by a number of Highway signs that guide HGV drivers to the A30 Kempshott roundabout (see Appendix section 6).

Note:

- *On leaving the AD Site HGV drivers must immediately proceed to the A30 Kempshott Roundabout. HGV drivers should not park or wait on the Site haul road, Kennel Farm Lane, Garlic Lane or any part of Woodbury Road.*

13. Pedestrian Safety, School Crossing Patrol Points and School Coach Pick-up and Set-down Locations

Woodbury Road is a single carriageway "Distributor Road" (Manual for Streets, 2007, and Hampshire Companion document to Manual for Streets, 2010) that serves the Hatch Warren Estate and is an integral part of this residential area.

Pedestrian footpaths run the full length of Woodbury Road and a significant proportion of both east and west footpaths have minimal or no separation from the carriageway (see Appendix section 7). Woodbury Road is adjacent to a Primary School, Community Centre, Sports and Recreational Field, a large Pre-School group, After School Clubs and a Woodland Park that is popular with joggers and dog walkers. The upper section of Woodbury Road is also a strategic cycle route. There are six bus stops along Woodbury Road and it is an active pedestrian thoroughfare.

The speed limit on Woodbury Road is 30mph (see Appendix section 2) and in order to control vehicle speeds there are two pinch points controlled by priority signs which incorporate a cycle lane. A pinch point with build outs has been installed at the school crossing south of Long Cross Lane (Traffic Signs Manual Chapter 5, Road Markings). Adjacent to the Primary School a second and divided school crossing point has been built. At this crossing a chicane has been installed to reduce traffic speed and increase pedestrian safety.

There are eight Pedestrian Crossing points along Woodbury Road where the kerb has been dropped to facilitate pushchairs, wheelchairs and so on. In addition, there are two Warden Controlled crossings that operate during school term time. The locations of these Pedestrian Crossing Points plus the two Warden Controlled School Crossings together with the times the latter operate can be found in Appendix section 7.

Woodbury Road has a number of School Coach Pick-up and Set-down points for secondary school pupils who are educated outside the borough. In the mornings these pupils assemble at their various Coach Pick-up points between 7.15AM and 7.50AM. The location of these morning Pick-up Points and the times that they are active are shown in Appendix section 8.

The afternoon School Coach Set-down points on Woodbury Road are shown in Appendix section 9. Dependent on traffic conditions en route, School Coaches returning to Woodbury Road in the afternoon Set-down students between 3.50PM to 4.15 PM. HGV drivers should be aware that, due to the width of Woodbury Road, Coaches setting down students may cause temporary traffic delays at the set-down points and that dispersing students may be on footpaths or crossing the carriageway.



One School Coach returns students to a Set-down point at the junction of Kennel Farm Lane and Garlic Lane. This is a remote rural location and all the students are collected by private motor vehicles. Parents and guardians arrive at this Set-down point (see Appendix section 9) between 3.40PM and 4.00PM and park on the North edge of Kennel Farm Lane close to its junction with Garlic Lane.

The arrival time of the School Coach is dependent on traffic conditions but it is generally between 3.55PM and 4.15PM. HGV drivers visiting or leaving the AD Site should take additional care when entering and exiting Kennel Farm Lane during this period being aware that:

- i. Parked and waiting parent/guardian vehicles will reduce the width of the Kennel Farm Lane, particularly at the junction with Garlic Lane;
- ii. Parent/guardian vehicles may be manoeuvring in Kennel Farm Lane; and/or
- iii. There are no footpaths at this location and pedestrians (children and adults) may be on, or close to, the carriageway.

14. AD Site Open Times

The AD Site is available for HGV deliveries and collections between the following Site Open Times

	Site Open Times for HGV Traffic		
Monday to Friday	6:00AM - 7:15AM	9:00AM - 3:00PM	3:45PM - 6:00PM
Saturday*	8:00AM - 1:00PM		
Sundays, Bank Holidays and Public Holidays	Site Closed		

Note:

- * By prior agreement with Biogen

15. Woodbury Road Route Open Times

There are restrictions as to when HGVs may use Woodbury Road. In order to reach the AD Site within the Site Open Times, HGVs arriving at the A30 Kempshott Roundabout must travel the full length of Woodbury Road, turn into and follow Garlic Lane to Kennel Farm Lane, take the Site Haul Road which is the first left off Kennel Farm Lane and proceed along the Site Haul Road to the AD Site gates. (See Appendix section 3.)

The Site gates are shut to HGV traffic when the Site is not Open – see section 14 above, HGV drivers should allow a 10-minute Route Transit Time-Buffer to the final stage (from the A30 Kempshott Roundabout) of their journey (to the Site gates). This time-buffer allows HGVs visiting the Site to travel the full length of Woodbury Road from the A30 Kempshott Roundabout and safely reach the AD Site before the Site gates are closed during the morning and afternoon periods (Monday to Friday 7:15-9:00 AM and 3.00-3.45 PM).

	Woodbury Road Route Open Times		
Monday to Friday	6.00AM – 7.05AM	9:00AM-2:50PM	3:45PM - 5:15PM
Saturday	8:00AM -12:15PM		

Note:

- At all other times (i.e. other than those shown above) the Woodbury Road route to, and from, Farleigh AD Site is closed to HGV traffic.

During the “Woodbury Road Route Closed” times, HGVs MUST NOT:

- Enter Woodbury Road at the A30 Kempshott Roundabout or at the Garlic Lane Junction;

OR

- ii. Be on any part of Woodbury Road.

Any HGV driver who breaches the above will be subject to the TMP Disciplinary Procedure.

16. Release of HGVs from the AD Site

Biogen is responsible for releasing HGVs from the AD Site.

Biogen will only release HGVs from the AD Site ensuring that HGV's have a minimum of 10 minutes to safely reach the A30 Kempshott Roundabout without breaching the AD Site's restrictions regarding the Woodbury Road route "Open" timings. Please see section 15 for further details.

On leaving the AD Site, HGV drivers must immediately proceed to the A30 Kempshott Roundabout. Drivers should not park or wait on the AD Site haul road, Kennel Farm Lane, Garlic Lane or any part of Woodbury Road. Refer to section 18 for HGV Off-Site Parking areas.

17. Recording of HGV Arrival and Departure Times

HGV arrival and departure times at the Site gates are recorded by the CCTV system. These video recordings are held on the system for a period of 30 days and available for inspection by the WPA.

The weighbridge log will be available for inspection by WPA officers. As the weighbridge log is in digital form it will be filed for a period of not less than 12 months.

18. HGV Off-Site Parking

HGV drivers who wish to wait for a Woodbury Road Route Open Time may find it convenient to wait at one of the two lay-bys on the A30 that are situated between the A30 Kempshott Roundabout and the A30 Brighton Hill Roundabout. These two public lay-bys are situated approximately 350 yards and half a mile respectively from the Kempshott Roundabout. They are on the south-bound carriageway of the A30.

A third parking area is situated on the A30 approximately 2.5 miles to the south of the Kempshott Roundabout. This parking area has parking for several HGVs. The GPS co-ordinates for entrance to this lay-by are as follows: (N 51° 12' 33.15", W 1° 10' 50.52")

For HGV drivers using the M3, the Winchester and Fleet Service Stations are approximately 8 miles and 14 miles respectively from Junction 7 of the M3.

19. HGV Haulage Company Responsibilities

Haulage companies (including HGV customers and suppliers) with a current or proposed operating contract with Biogen will be sent a copy of this TMP and a copy of the HGV Driver Briefing document, with a cover email explaining the requirement for their HGV drivers to use the Designated Access and Egress Route and observe the Route Timing Restrictions. They will also be sent a digital copy of the HGV Driver Briefing document so that additional copies can be printed and supplied to all HGVs drivers visiting the Site.

Haulage companies should acknowledge receipt of the TMP and the HGV Driver Briefing document by email to the site email address (basinstokeweighbridge@biogen.co.uk). These acknowledgements will be filed by Biogen and on request, be available for inspection by WPA.

Prior to an HGV driver's first visit to Farleigh AD Site, the haulage company is responsible for briefing their HGV drivers on the HGV Driver Briefing document and supplying a copy of the HGV Driver Briefing document, which can be found in section 10 of the appendix.

20. HGV Driver Responsibilities

Drivers must use the Designated Access/Egress Route to the AD Site at every visit and only use Woodbury Road during designated Route Open Times.

Whilst visiting the AD Site, drivers must adhere to the AD Site H&S rules as instructed in their Site induction. They must also observe the AD Site 10MPH speed limit.

Biogen requests that HGV drivers observe the speed limits on local roads (Woodbury Road is 30MPH), the instructions of the School Cross Patrol personnel and demonstrate courteous driving towards other road users and pedestrians.

21. Biogen Responsibilities

Biogen will maintain:

- i. The AD Site haul road during their tenure of the Site;
- ii. The AD Site signage on the haul road and in the fenced-off AD Site;
- iii. Rolling 30-day recordings of CCTV images of HGVs entering and leaving the AD Site;
- iv. For a period of not less than 12-months a digital record of all weighbridge records documenting HGV arrivals and departures from the Site.
- v. Biogen is responsible for the release of all HGV's from the Site. Releases will be in line with the Woodbury Road Route Open Times set out in this document.

- vi. For each HGV driver on his/her first visit to the Site, Biogen will deliver a Site induction which includes a H&S training module and an induction on the TMP.

22. TMP Disciplinary Procedure

A. EMPLOYERS OF HGV DRIVERS

Driver's Pre-First-Visit Induction by their Employer

All HGV drivers shall be inducted by their employer on the TMP prior to their first visit to Farleigh AD Site. During this employer induction, each HGV driver must also be supplied with a copy of the Driver Briefing document.

Failure of an Employer to perform a Driver Pre-First-Visit Induction

The following disciplinary procedure will apply in the scenario where a HGV driver breaches the TMP on his/her first visit and is found not to have been inducted by his/her employer:

TMP Breach	Disciplinary Measure for employers of HGV drivers
Investigation	<p>The HGV driver will be delayed at the AD Site whilst an investigation is conducted by Biogen Site staff with the HGV driver and his/her employer.</p> <p>Should it be proven that the HGV driver has not been inducted on the HGV Driver Briefing document by his/her employer, the steps that will be followed by Biogen are in the order detailed below:</p>
First TMP Breach	<p>First TMP breach by the employer in any 12 month period:</p> <p>Allow the vehicle to tip or load whilst verbally communicating the terms of the breach to the employer. The HGV Driver Briefing document will be re-issued via email to the employer and it will be requested that the employer demonstrates that their HGV drivers are briefed on this prior to their HGV drivers' first visit to the AD Site;</p>
Second TMP Breach	<p>Second TMP breach by the employer in any 12 month period:</p> <p>Turn the vehicle around unloaded or without tipping on that day whilst issuing a written Warning Notice to the employer as set out below;</p>
Third TMP Breach	<p>Third TMP breach by the employer in any 12 month period:</p> <p>Turn the vehicle around unloaded or without tipping and suspend the employer's vehicle (by VRN) from the AD Site for a minimum duration of 1 week;</p>
Fourth TMP Breach	<p>Fourth TMP breach by the employer in any 12 month period:</p> <p>Turn the vehicle around unloaded or without tipping and suspend the employer's vehicle (by VRN) from the AD Site for a minimum duration of 1 month.</p>

Note

Notwithstanding the above, depending on the outcome of the investigation, Biogen reserves the right to suspend the employer for a longer period than that set out above or to cease using the employer in the event of persistent TMP breaches.

Where Biogen has a formal contract with the employer and implementation of the above procedure cuts across the formal contract, Biogen may alternatively pursue the relevant contractual remedies against the employer.

Please note, the options detailed above are associated with the employer of the HGV driver and no action will be taken against the HGV driver involved.

Biogen will not be liable for any costs that could be incurred due to a given vehicle being delayed while an incident is investigated.

Warning Notices

Biogen shall write to the employer of the HGV driver, by email, confirming the following;

- i. The details of the breach including the date and time it occurred;
- ii. Their responsibility to induct their HGV drivers regarding the TMP prior to the HGV driver's first visit to the AD Site;
- iii. Their responsibility to ensure that each of their HGV drivers has a copy of the Driver Briefing document prior to the HGV driver's first visit to the AD Site;
- iv. The disciplinary measure that has been issued by Biogen (as set out in this document) following the confirmed breach that has occurred.

If an employer repeatedly fails to induct their HGV drivers prior to their first visit to Farleigh AD site, Biogen reserves the right to;

- i. Suspend the employer's vehicles from Farleigh AD Site for a period of time decided by Biogen;

or

- ii. To cease trading with the Employer's company completely.

B. HGV Drivers

This Disciplinary Procedure applies to HGV drivers who have breached the TMP and who have been inducted by their employer prior to their first visit to the Farleigh AD Site and who have also received a Biogen induction during their first visit to the AD Site.

TMP Breach	Disciplinary Measure for HGV drivers
1st	Driver shall be SUSPENDED from the AD Site for <u>4 weeks</u> from the date that incident was officially confirmed.
2 nd	Driver shall be SUSPENDED from the AD Site for <u>8 weeks</u> from the date that incident was officially confirmed.
3 rd	Driver shall be SUSPENDED from the AD Site for <u>12 months</u> from the date that incident was officially confirmed

NOTE:

The date of commencement of a suspension may differ from the date that the breach took place. This is because an investigation into the incident may take some days to conduct (collation of ANPR data, on-board tracking report, witness reports and so on). A suspension shall be effective from the date that the incident is confirmed as a breach by Biogen.

If the breach is confirmed on the HGV's ARRIVAL at the AD Site:

- i. The HGV driver shall not be allowed to load or unload at the Site;
- ii. The HGV driver's employer will be informed by telephone and by email that the HGV driver has been suspended from Farleigh AD Site. The employer will be given the reason why the suspension has been issued and the earliest date from which the HGV driver may be allowed back on Farleigh AD Site.

If a breach is confirmed after the HGV has BEEN RELEASED from the AD Site:

- i. The HGV driver's employer shall be informed by telephone and by email that the HGV driver has been suspended from Farleigh AD Site. The employer will be given the reason why the suspension has been issued and the earliest date from which the HGV driver may be allowed back on Farleigh AD Site.

A suspended HGV driver who visits Farleigh AD Site during the period of his/her suspension shall be refused entry to the Site and shall not be allowed to load or unload materials at the Site.

A suspended HGV driver whose period of suspension has ended must be re-inducted by his/her employer prior to their first return visit to the Farleigh AD Site. During this first return visit to the AD Site, the HGV driver shall be given an AD Site induction by Biogen Site staff

Biogen is not liable for any costs from the HGV driver and hi/her employer arising from implementation of the TMP Disciplinary Procedure.

23. Appendix

Section	Title
1	Schematic of Farleigh AD Site
2	Speed Limits on the Designated Access / Egress Routes To/From the Farleigh AD Site
3	Designated Access and Egress Routing for HGVs visiting the Farleigh AD Site
4	Highway Signage Supporting the Designated Route to Farleigh AD Site
5	Highway Signage Supporting the Designated Access Route for HGVs visiting the Farleigh AD Site
6	Signage Supporting the Designated Egress Route for HGVs leaving the Farleigh AD Site
7	Location of School Crossing Patrols and Pedestrian Crossing Points
8	Morning Assembly Points for Students Catching School Coaches and Periods of Activity
9	Afternoon School Coach Set-down Points and Periods of Activity if appropriate
10	Driver Briefing Document

1: Schematic of Farleigh AD Site



Basingstoke

Kennel Farm Lane

Garlic Lane

Kennel Farm Settlement

Farleigh Wallop

- Fenced and Gated Biogen Anaerobic Digester Facility
- Single-Track Haul Road
- Farleigh AD Site
- Kennel Farm Lane
- Garlic Lane
- Private Road giving access to Kennel Farm Settlement
- Redundant Access Road to Carousel Dairy which is no longer at this location
- Farleigh Lane (Width restrictions and unsuitable for HGVs)

HGV Passing Places on the single-track AD Haul Road

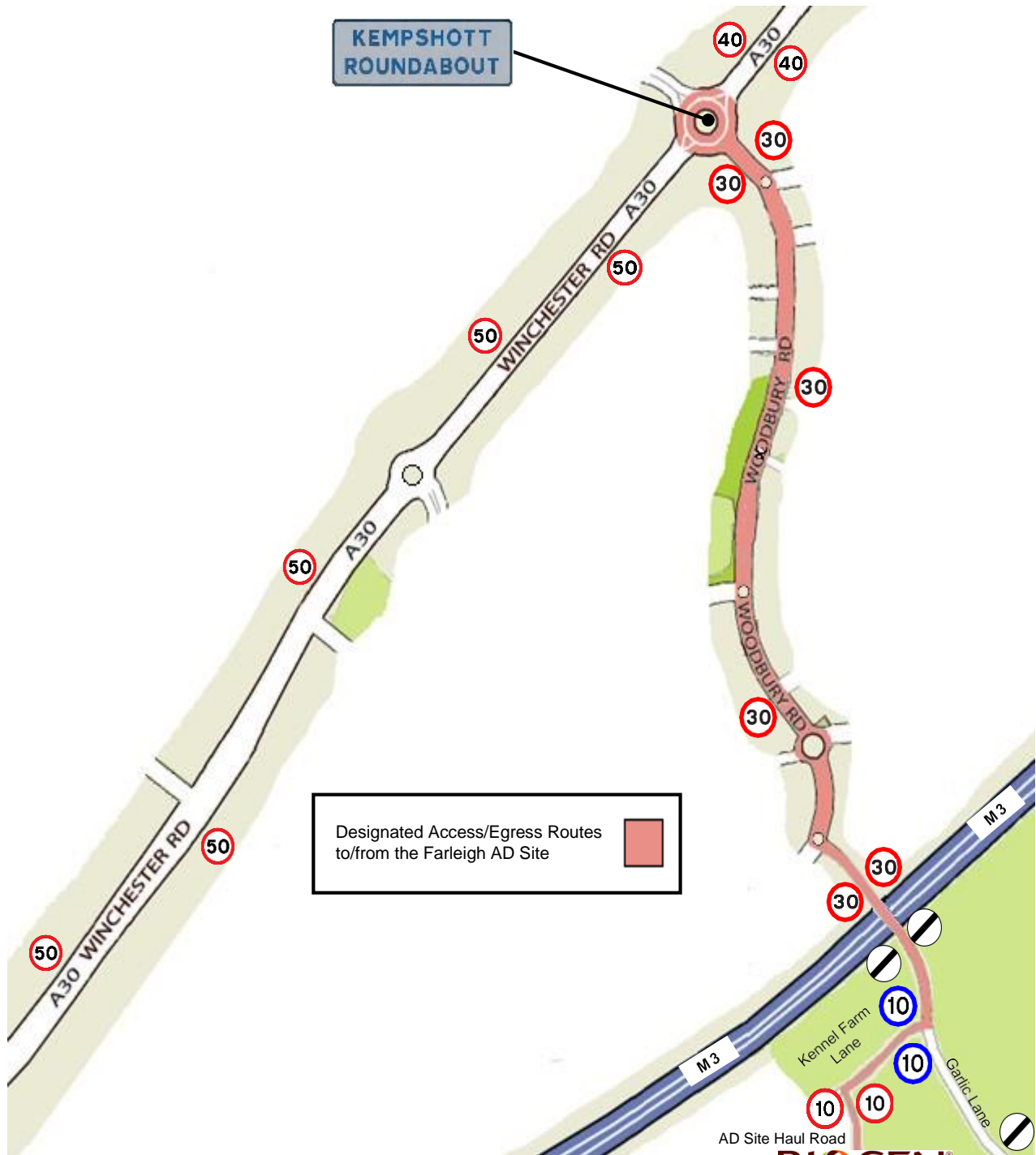
Car/Van Passing Place on the single-track AD Haul Road

Redundant Carousel Dairy Access Road. The Carousel Dairy is no longer on the site. The road is now securely gated and closed to all traffic except agricultural vehicles working on the Portsmouth Estate.

Padlocked Farm Gate prevents unauthorised entry to Estate Land

Farleigh Lane

2 Speed Limits on the Designated Access/Egress Routes
To/From the Farleigh AD Site



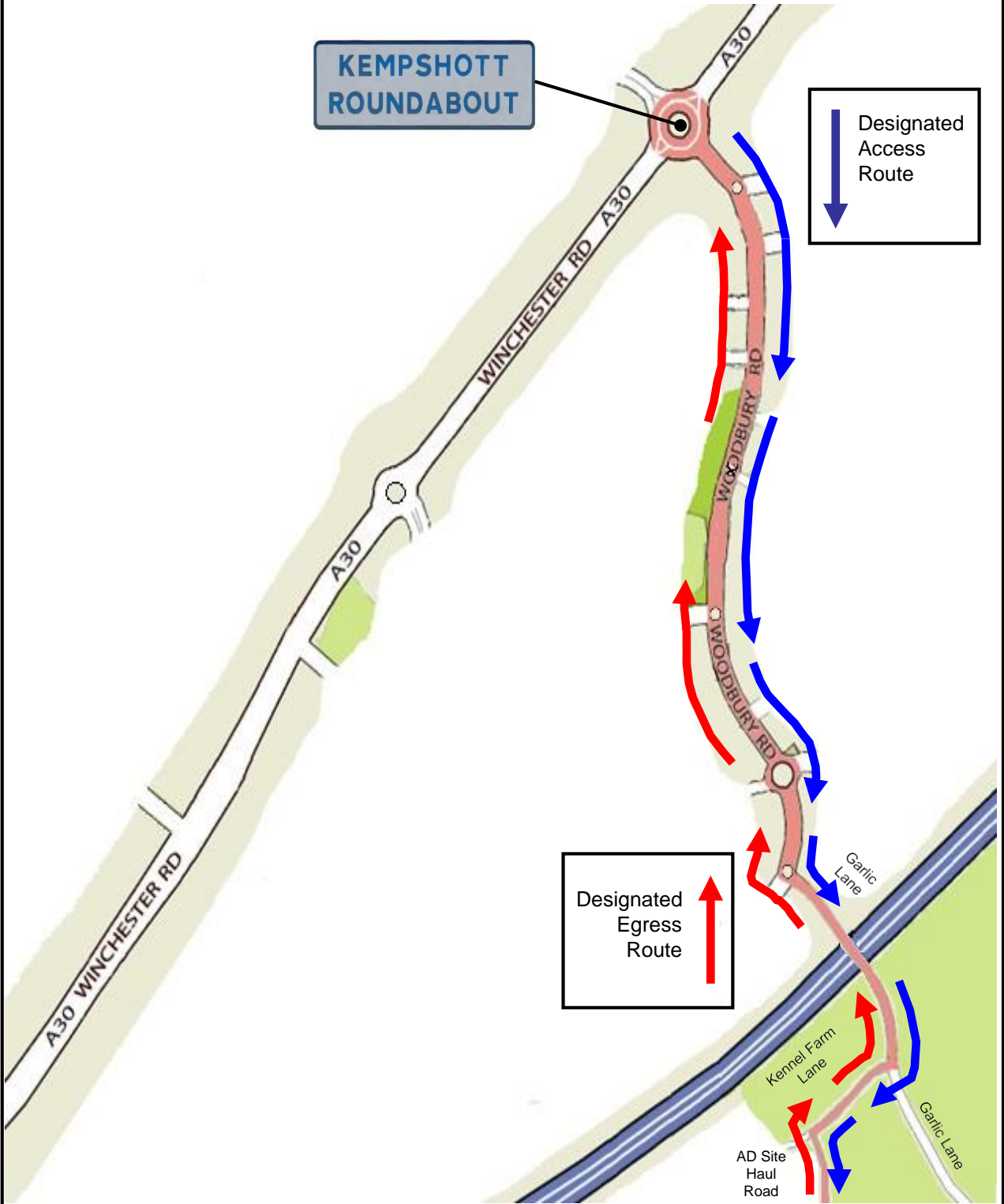
Designated Access/Egress Routes
to/from the Farleigh AD Site

GPS Longitude and Latitude Coordinates for Kempshott Roundabout

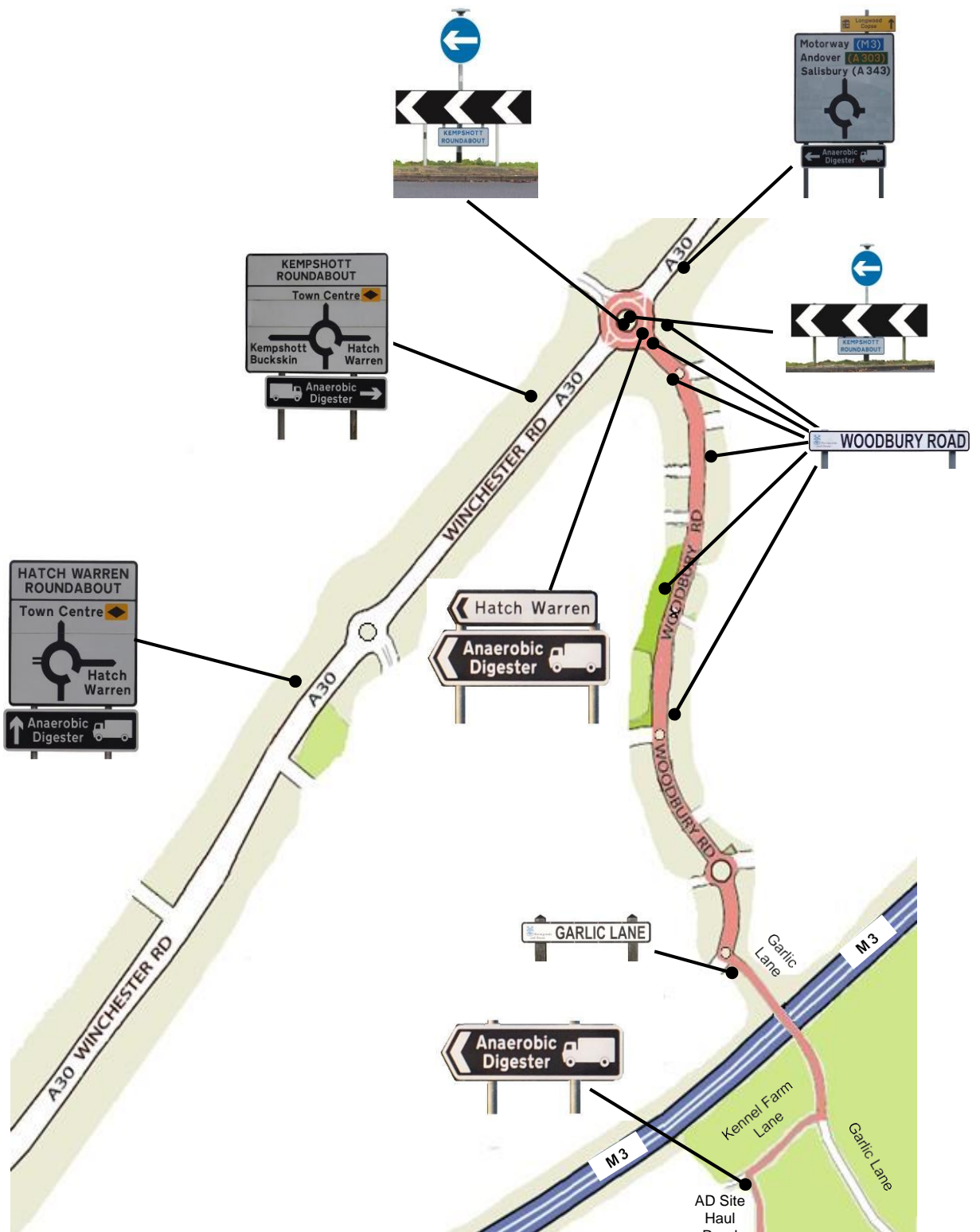
	Longitude	Latitude
Degrees	51.24116°	-1,13231°
Degrees & Minutes	N 51° 14.469'	W 1° 7.939'
Degrees, Minutes & Seconds	N 51° 14' 28.16"	W 1° 07' 56.31"



3: Designated Access and Egress Routing for HGVs visiting the Farleigh AD Site



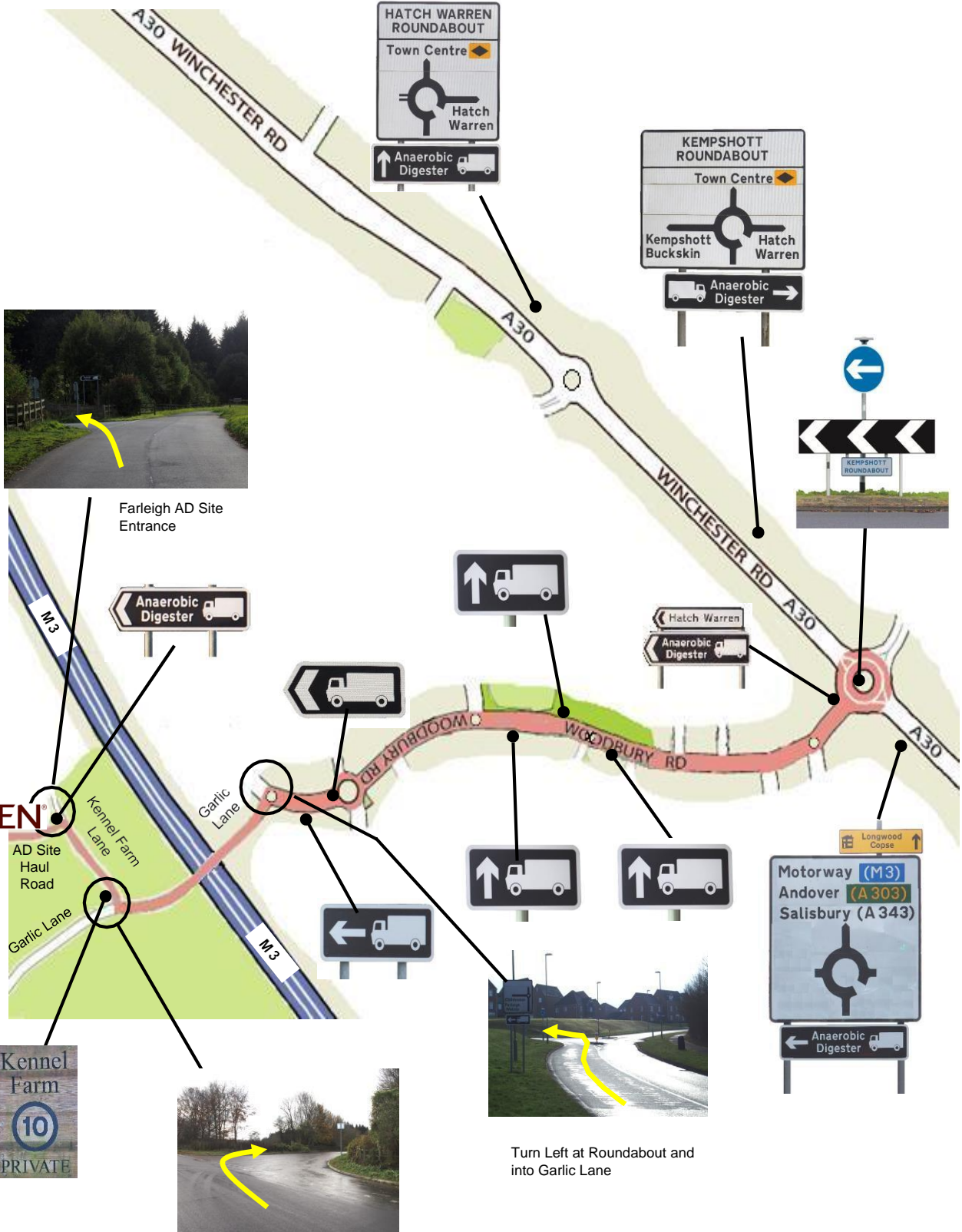
4: Highway Signage Supporting Designated Route to Farleigh AD Site



Designated Access Route to the Farleigh AD Site



5: Highway Signage Supporting the Designated Access Route for HGVs visiting the Farleigh AD Site



BIOGEN

Turn Right off Garlic Lane into Kennel Farm Lane

Turn Left at Roundabout and into Garlic Lane

6: Signage Supporting the Designated Egress Route for HGVs leaving the Farleigh AD Site

**KEMPSHOTT
ROUNDAABOUT**

Basingstoke A30
Newbury A339
Reading A33



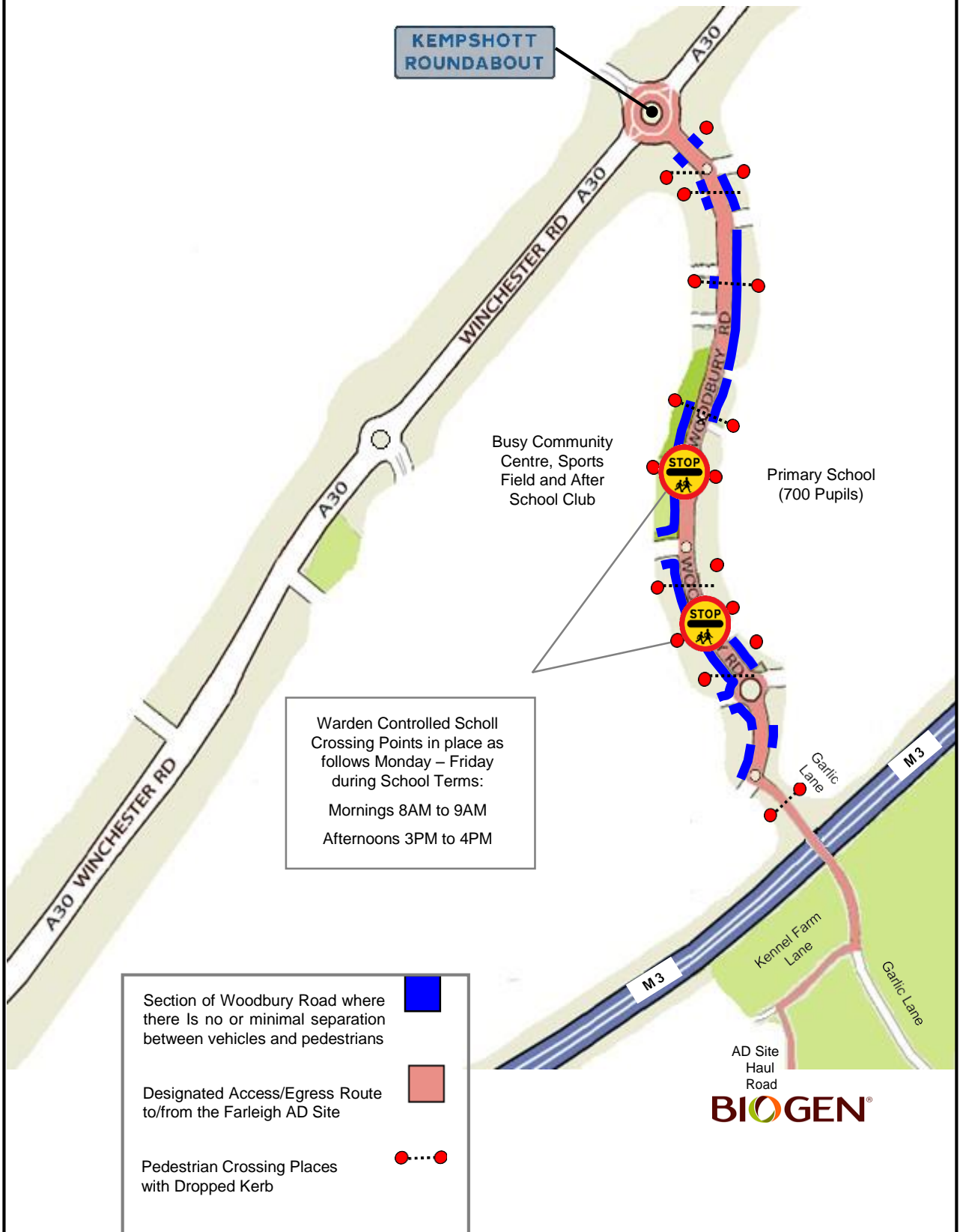
Motorway M3
Andover A303
Salisbury A343



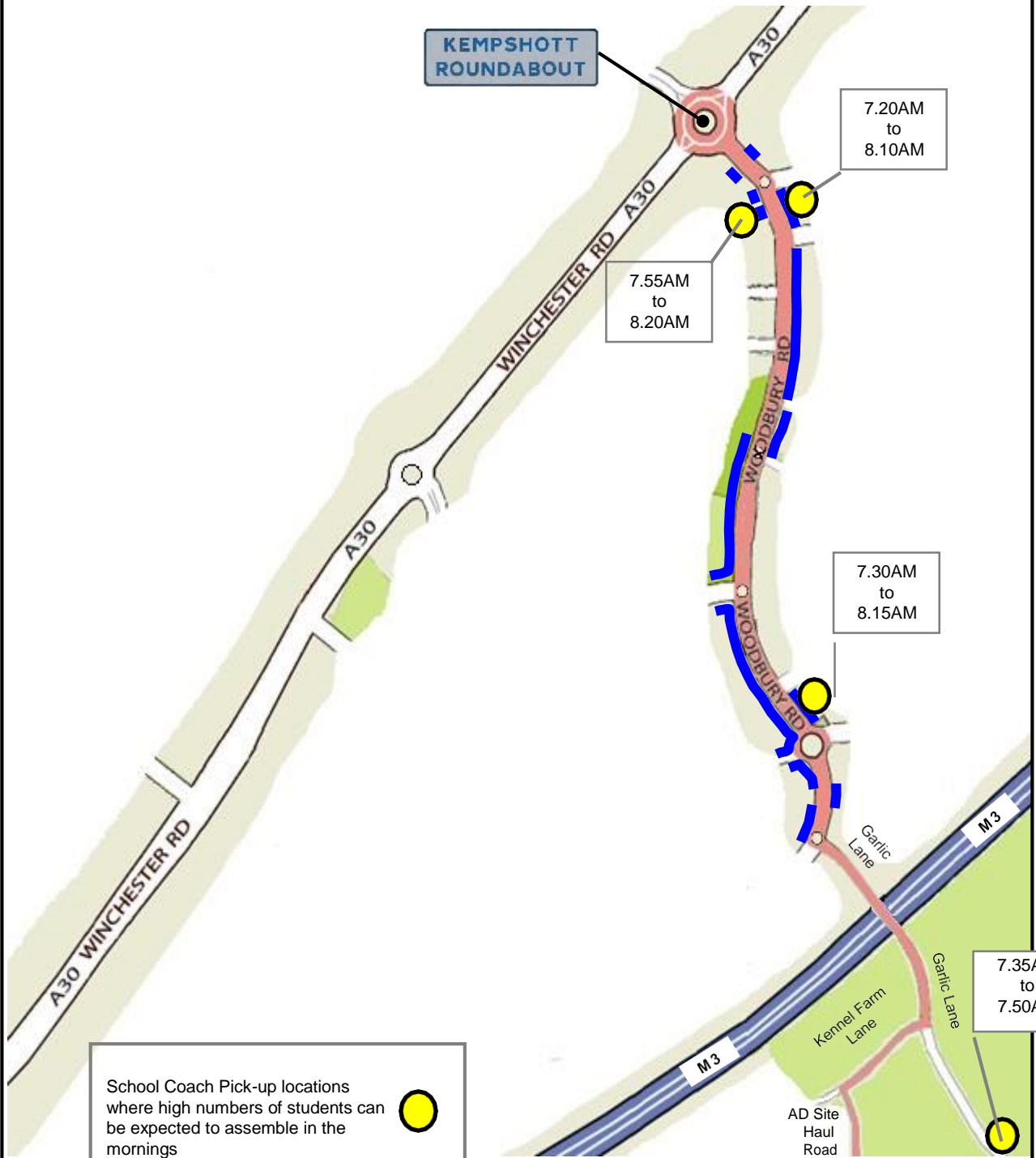
Designated Egress Route from the Farleigh AD Site




AD Site Haul Road
BIOGEN®

7: Location of School Crossing Patrols and Pedestrian Crossing Points



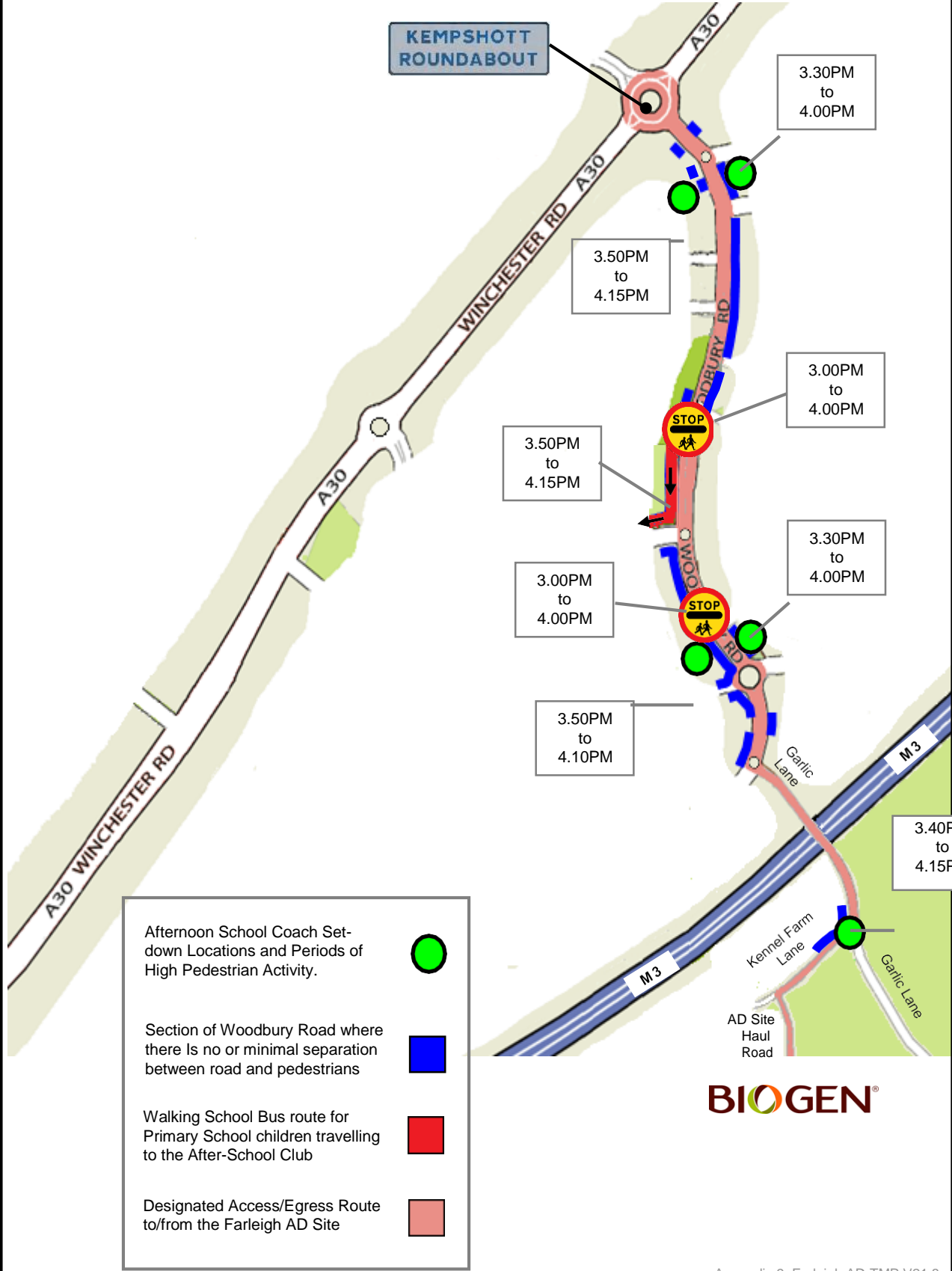
8: Morning Assembly Points for Students Catching School Coaches and Periods of Activity



School Coach Pick-up locations where high numbers of students can be expected to assemble in the mornings	
Section of Woodbury Road where there is no or minimal separation between road and pedestrians	
Designated Access/Egress Route to/from the Farleigh AD Site	



9: Afternoon School Coach Set-down Locations and Periods of High Pedestrian Activity



Biogen Farleigh AD Site HGV Driver Briefing



Hampshire County Council (HCC) have designated Woodbury Road as the **ONLY HGV route** to/from the A30 when visiting the Farleigh AD site. (For map see over.)

Woodbury Road runs through a residential estate and passes a Primary School, Community Centre and Sports Field. Biogen and HCC have imposed **TIMING RESTRICTIONS** on HGVs visiting the Farleigh AD Site. These timing restrictions are set out below:

Monday to Friday:

To reach the Site Gates and not breach the Farleigh AD site routing and timing restrictions, HGVs visiting the site **SHOULD ONLY ENTER Woodbury Road from the A30 Kempshott Roundabout;**

After 6:00AM	and	Before 7:05AM
After 9:00AM	and	Before 2:50PM
After 3:45PM	and	Before 5:15PM

HGVs visiting the site **MUST NOT BE ON ANY PART OF Woodbury Road;**
Before 6:00AM: Between 7:15AM and 9:00AM: Between 3:00PM and 3.45PM: After 6.00PM

Saturday:

Drivers **MUST ONLY ENTER** the **Woodbury Road** route from the A30 Kempshott Roundabout

After 8.00AM and Before 12.15PM

Deliveries/collections are **ONLY ALLOWED BY PRIOR ARRANGEMENT** with Biogen.

*NOTE: All Saturday site deliveries and collections **MUST** be made using the Woodbury Road route.*

Sundays, Bank Holidays, Public Holidays

The Farleigh AD Site is **CLOSED**

Release of HGVs from the AD Site

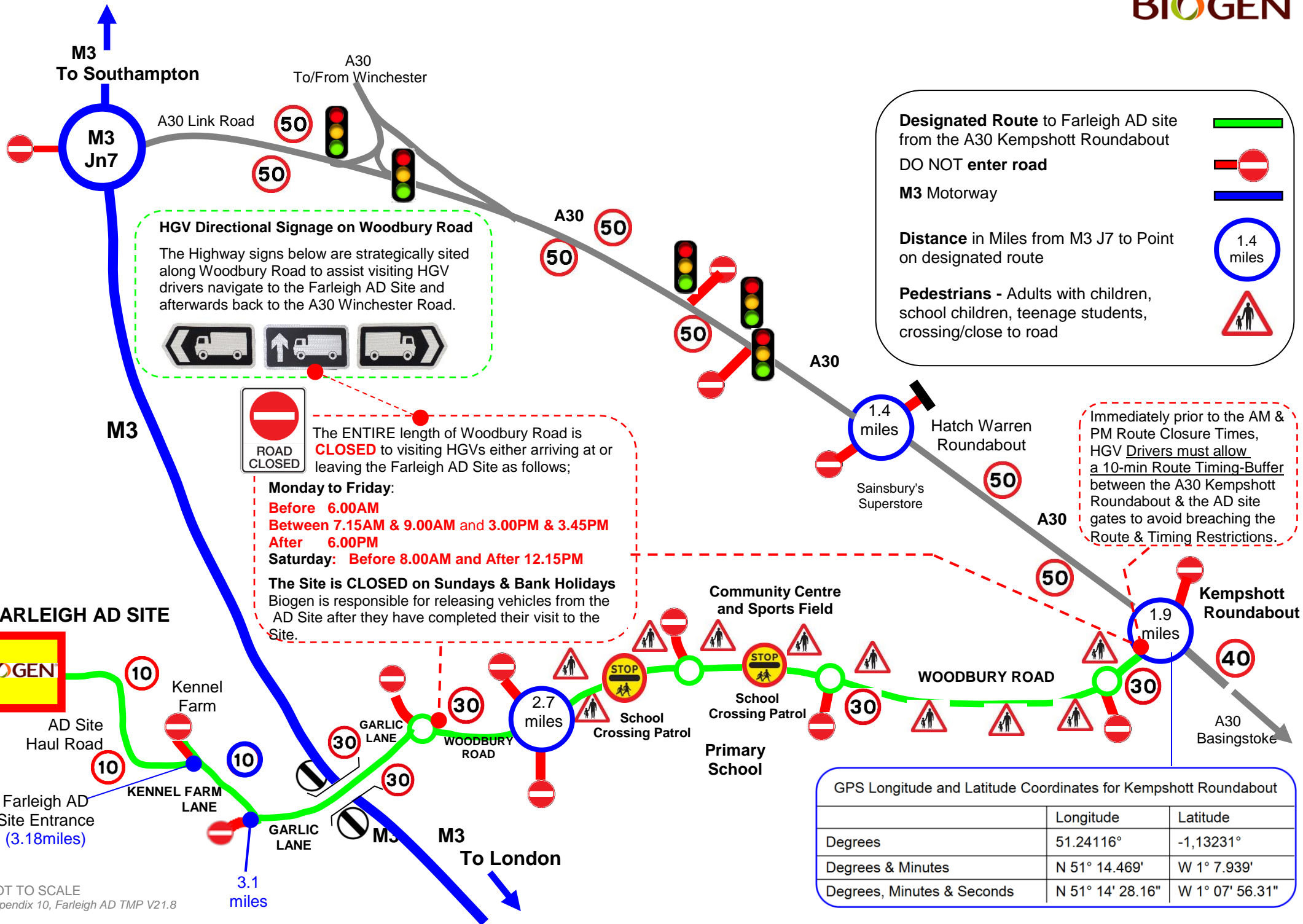
Biogen is responsible for releasing HGVs from the AD site and ensuring that they have 10 minutes to reach the A30 Kempshott Roundabout without breaching HCC designated Route or Timing Restrictions.

Biogen Farleigh AD Site Contact Details:

Site Telephone Number: 01256 477 516 **Email:** BasingstokeADplant@biogen.co.uk

ADDITIONAL DRIVER INFORMATION:

- **IRRESPECTIVE** of ANY routing given by on-board Sat-Nav devices;
 - a) HGV drivers should approach the site entrance via the A30 Kempshott Roundabout, Woodbury Road and Garlic Lane.
 - b) HGV drivers leaving the site should re-join the A30 at the Kempshott Roundabout by driving the entire length of Woodbury Road (from the junction with Garlic Lane) to the Kempshott Roundabout.
- Drivers visiting the site **MUST** use Woodbury Road. The use of any other road(s) in the Hatch Warren estate, Beggarwood estate or Farleigh Wallop area is **STRICTLY PROHIBITED**.
- Drivers **MUST NOT park or wait** on the site haul road, on Kennel Farm Lane, on Garlic Lane or at any point on Woodbury Road.
- When using the designated route to/from the Biogen site, drivers should observe the local speed limits, the highway code and demonstrate courteous driving towards other road users and pedestrians.
- Any driver who has travelled the Woodbury Road route during route exclusion times will be subject to the Tamar disciplinary procedure.
- Any driver who has visited the Biogen site and is subsequently found **not to have used** the designated Woodbury Road route will be subject to the Biogen disciplinary procedure.



HGV Directional Signage on Woodbury Road

The Highway signs below are strategically sited along Woodbury Road to assist visiting HGV drivers navigate to the Farleigh AD Site and afterwards back to the A30 Winchester Road.

ROAD CLOSED

The ENTIRE length of Woodbury Road is **CLOSED** to visiting HGVs either arriving at or leaving the Farleigh AD Site as follows;

Monday to Friday:
Before 6.00AM
Between 7.15AM & 9.00AM and 3.00PM & 3.45PM
After 6.00PM
Saturday: Before 8.00AM and After 12.15PM

The Site is **CLOSED** on Sundays & Bank Holidays
 Biogen is responsible for releasing vehicles from the AD Site after they have completed their visit to the Site.

Designated Route to Farleigh AD site from the A30 Kempshott Roundabout

DO NOT enter road

M3 Motorway

Distance in Miles from M3 J7 to Point on designated route

Pedestrians - Adults with children, school children, teenage students, crossing/close to road

Immediately prior to the AM & PM Route Closure Times, HGV Drivers must allow a 10-min Route Timing-Buffer between the A30 Kempshott Roundabout & the AD site gates to avoid breaching the Route & Timing Restrictions.

GPS Longitude and Latitude Coordinates for Kempshott Roundabout

	Longitude	Latitude
Degrees	51.24116°	-1.13231°
Degrees & Minutes	N 51° 14.469'	W 1° 7.939'
Degrees, Minutes & Seconds	N 51° 14' 28.16"	W 1° 07' 56.31"